

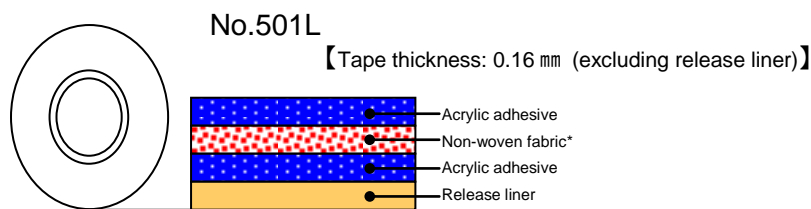
Double-coated adhesive tape

No.501L

Outline

Nitto No.501L is a double-coated adhesive tape consisting of flexible non-woven fabric impregnated with acrylic adhesive. The tape is suitable for laminating processes for all kinds of foam, such as ether or ester based urethane foam. It is ideal for work involving punching and is easy to process.

Structure



* "Non-woven fabric" is classified under a law called Customs Act of Fixed Rate Chapter 48 "Paper and paperboard; articles of paper pulp, of paper or of paperboard".

Features

- Excellent adhesion to rough surfaces.
- Offers superior adhesion at low temperatures and exhibits stable performance even during the winter.
- Excellent repelling resistance, also preventing lifting on curved edges of foam, etc.
- The six hazardous materials restricted by the RoHS directive are not compounded.

Applications

- Bonding of various types of foam
- Used for application to urethane foam, etc.

Sizes

Tape thickness (mm)	Width (mm)	Length (M)
0.16	5 - 1,050	50

For details contact the department in charge of the product in question.

NO.501L 10-P-0015_E (1/4)

Notes: This data represents examples of measured values, and not guaranteed values. They do not guarantee compatibility with the applications described in these documents. Please confirm compatibility with your application prior to use. We retain all rights, including copyrights, for the contents of these documents. Copying, reprinting and use for purposes other than originally intended are strictly prohibited without our prior expressed permission. Contact details are provided at the end of this document. Please do not hesitate to contact us for any inquiry.

Properties

● 180 degree peeling adhesive strength for each substrate

Substrate	No.501L
Stainless steel plate	10.0
Aluminum plate	10.5
ABS plate	9.5
Acrylic plate	10.5
Polypropylene plate	7.5

(Unit: N/20 mm)

Tape area: 20mm width

Lining material: PET#25

Pressing condition: 1 pass back and forth with 2-kg roller at 23 degree C, 50%RH

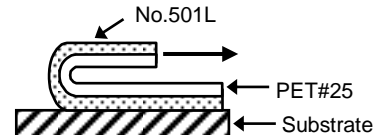
Applying condition: 23 degree C, 50%RH x 30min

Peeling speed: 300 mm/min

Peeling angle: 180 degree

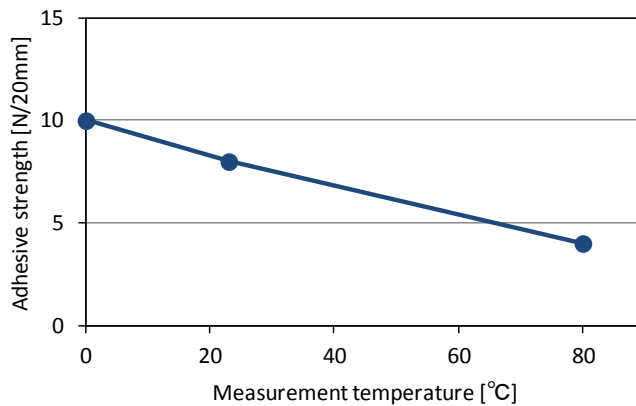
Measurement temperature: 23 degree C, 50%RH

〈Test method〉



● Dependency of adhesive strength of temperature

[Ether based urethane foam]



(Unit: N/20 mm)

Lining material: PET #25

Pressure conditions: Foam thickness 90% compression

Pressure temperature: 23°C

Setting/measurement temperature: 0, 23, 80°C

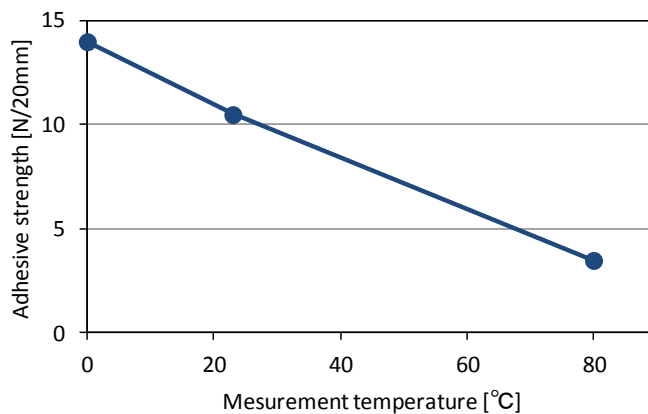
Peeling speed: 300 mm/min

Foam thickness: 5 mm

Peeling angle: 180°

Test method: 180° peeling method

[Ester base urethane foam]



NO.501L 10-P-0015_E (2/4)

Notes: This data represents examples of measured values, and not guaranteed values. They do not guarantee compatibility with the applications described in these documents. Please confirm compatibility with your application prior to use. We retain all rights, including copyrights, for the contents of these documents. Copying, reprinting and use for purposes other than originally intended are strictly prohibited without our prior expressed permission. Contact details are provided at the end of this document. Please do not hesitate to contact us for any inquiry.

Properties

● 180° peeling adhesive strength under low temperature (0°C)

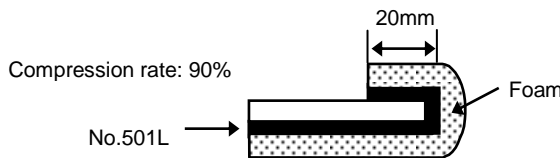
	Ether urethane foam	Ester urethane foam
No.501L	8.0	9.0

(Unit: N/20 mm)
 Lining material: PET #25
 Pressure conditions: Foam thickness
 90% compression
 Setting/measurement temperature: 0°C
 Peeling speed: 300 mm/min
 Foam thickness: 5 mm
 Test method: 180° peeling method

● Repelling resistance (for various types of foam)

Substrate	Foam type	23°C	80°C
ABS	Ether urethane foam	○	○
	Ester urethane foam	○	○
	Moltopren SK	○	○
	Super seal SWB	○	○

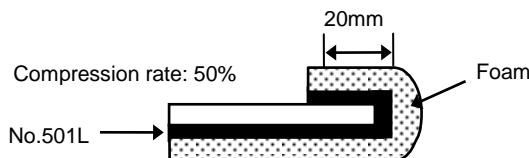
Pressure temperature: 23°C
 Measurement temperature: 23, 80°C
 Pressure conditions: Foam thickness
 90% compression
 Foam thickness: 10 mm
 Tape width: 20 mm
 Evaluation: Floating/peeling after min. of 100 hrs
 ○: No peeling



● Repelling resistance (at low pressure)

Substrate	Foam type	23°C	80°C
ABS	Ether urethane foam	○	○
	Ester urethane foam	○	○

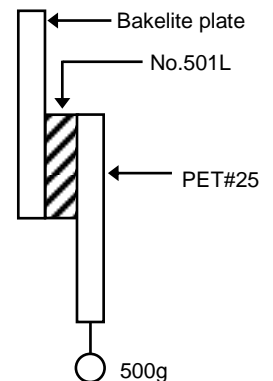
Pressure temperature: 23°C
 Measurement temperature: 23, 80°C
 Pressure conditions: Foam thickness
 50% compression
 Foam thickness: 10 mm
 Tape width: 20 mm
 Evaluation: Floating/peeling after min. of 100 hrs
 ○: No peeling



● Holding strength

Sample	40°C
No.501L	1.3

(Unit: mm)
 Substrate: Bakelite plate
 Bonding temperature: 23°C/50%RH
 Curing condition:
 Measurement temperature x 30min
 Measurement temperature: 40 degree C
 Application area: 20mm x 10mm
 Load: 4.9N (500g)
 Loading time: 30 minutes



NO.501L 10-P-0015_E (3/4)

Notes: This data represents examples of measured values, and not guaranteed values. They do not guarantee compatibility with the applications described in these documents. Please confirm compatibility with your application prior to use. We retain all rights, including copyrights, for the contents of these documents. Copying, reprinting and use for purposes other than originally intended are strictly prohibited without our prior expressed permission. Contact details are provided at the end of this document. Please do not hesitate to contact us for any inquiry.


Precautions when using

- Remove all oil, moisture and dirt from the surface of the substrate before applying.
- Since the tape is pressure-sensitive adhesive, be sure to apply enough pressure with a roller or press when applying. Otherwise it might be affected to its properties and appearance.
- The tape may not adhere well to extremely uneven or distorted surfaces. Enough Leveling off the surface should be required before applying.
- It takes certain time to get full adhesive strength after applying, keep away the tape from any stress for a several hours after applying.

Precautions when storing

- Please be sure to keep the tape in its box when not using.
- Please keep in a cool and dark place away from direct sunlight.

Safety precautions

 WARNING
<ul style="list-style-type: none">● Make sure the product is suitable for the application (objective and conditions) before attempting to use. The tape may come off depending on the substrate to which it is applied or conditions under which it is applied.● Use in combination with another method of joining if there is possibility of an accident.

Published in March 16, 2015

NO.501L 10-P-0015_E (4/4)

Notes: This data represents examples of measured values, and not guaranteed values. They do not guarantee compatibility with the applications described in these documents. Please confirm compatibility with your application prior to use. We retain all rights, including copyrights, for the contents of these documents. Copying, reprinting and use for purposes other than originally intended are strictly prohibited without our prior expressed permission. Contact details are provided at the end of this document. Please do not hesitate to contact us for any inquiry.